


WP32 SUPER MINI FOAM FILLED

**SPECIALIST
ROLL SHUTTER
SYSTEMS**
by Warm Protection Products Limited

ALUMINIUM PLANT ON SHUTTER



- **Ultimate all aluminium design**

- **Stylish and compact shutter boxes**

- **Automatic locking system**

- **Aesthetically pleasing modern design**

- **Reliable trouble-free operation**

Roller Shutters are exposed to all types of weather and environmental conditions. That is why Warm Protection's Domestic Roller Shutters are double coated then finished with a final PVC lacquer coating to protect against corrosion and UV degradation.

The profiles are precision roll formed from high quality aluminium alloy then injected with a foam core for additional strength, security and a smooth silent operation.

Warm Protection's Domestic Roller Shutters have many uses and advantages including:

- A unique locking system, which increases protection against vandalism and burglary.
- Can protect furnishings from the harmful fading effects of the sun.
- Can keep a room cool in summer.
- Can provide blackout if required.
- Can reduce unwanted noise from outside your home and therefore improve sleeping conditions.
- Can help to reduce heating costs by retaining heat.

Warm Protection Domestic Roller Shutters are available in a wide range of attractive colours to compliment your home.

Please contact our Technical Department for further details.

- **Fitted externally but operated internally**



- **Small, neat compact shutter boxes**



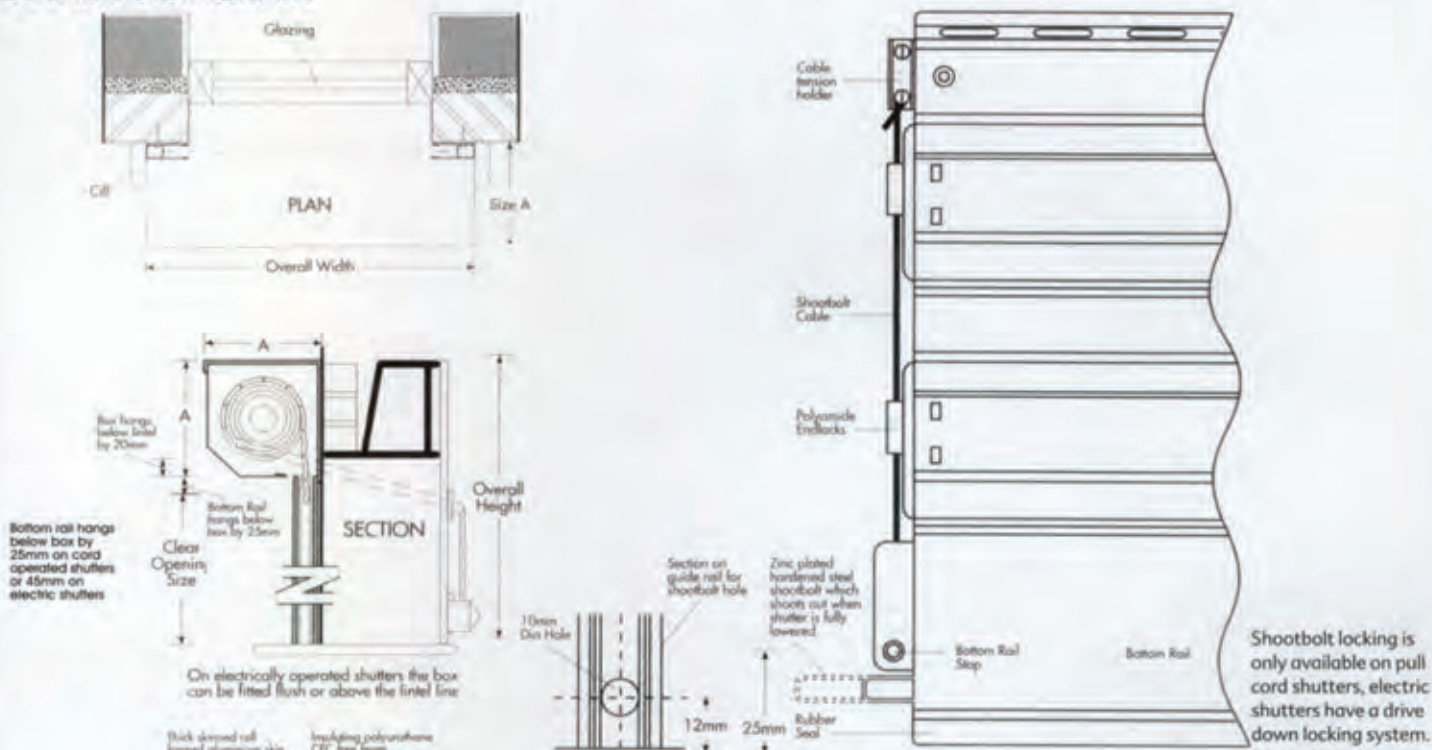
- **CFC free foam filled profiles**



- **Automatic locking system**



DETAILED DIAGRAM



Super Mini Specification

Curtain Constructed from double skinned roll formed pre-stove enamelled aluminium sheet with high abrasive resistance. Each profile has a PVC lacquer finish added after coating for greater abrasive resistance. Each profile has a CFC free polyurethane foam incore for rigidity, thermal and acoustic benefits. Each alternate profile is secured with a hardened plastic endlock, which is secured by diverse stainless steel staples. A steel twine cable is threaded between the endlocks and is located into an auto shootbolt mechanism which shoots steel bolts into the guide runners when the shutter is fully lowered. The locking mechanism is only available on manually operated shutters, electrically operated shutters have an alternative autolock system. Each curtain is fitted with a double skinned extruded aluminium bottom rail complete with rubber seal for protection on window cills. Colours available for curtains are white, brown and cream. Colours available for bottom rails are white or dark brown.

Box Constructed from roll formed pre-stove enamelled aluminium sheet which is roll formed incorporating special folds to ensure rigidity and strength. Colours available are white or dark brown.

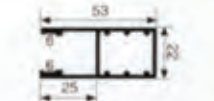
Box Ends Constructed from die cast aluminium high pressure moulded and stove enamelled to suit the box colour.

Guide Rails Constructed from extruded aluminium alloy incorporating PVC seals to ensure no metal to metal contact with smooth and quiet operation.

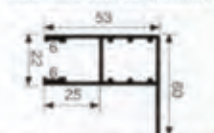
Operation Pull cord, mini winder, spring loaded roller assembly with transverse bottom rail key lock OR powered by Somfy tubular motor.

Overall Height	Box Size A
up to 1243mm	137 x 137
up to 1640mm	150 x 150
up to 2045mm	165 x 165
up to 2342mm	180 x 180
up to 2950mm	205 x 205

Maximum useable size 3000 x 2500mm. Weight per Sqm 4.5kg. Minimum size for electric operation 750mm o/all width.



HTF Supplied as standard with all shutters



LHTF Supplied if requested for between wall fixing. The flange being used for a fixing point

Due to Warm Protection Products policy of continuous product development and improvement we reserve the right to make changes without prior notification.

